


FOOT VALVE

It's used in work that is necessary to open and close the water pressure outlet many times and you need your hands to operate the lance, for example in head exchanger cleaning with rigid or flexible lance.

ADVANTATGES

- Operator hands are ready to use the accessory to work safely.
- The operator controls himself the opening-closing water pressure, not dependent on anyone and therefore avoid the accidents risk.



Body
Stainless steel



Type 750 Máx. pressure	Type 1200 Máx. pressure	Flow l/m.	Dimensions mm.			Weight Kg.
			L	A	H	
750	1.200	170	435	180	125	12

Electronic switch option

It works in combination with the pneumatic pressure regulator pump valve.

When the operator closes the water outlet, the pump pressure stops. The pressure is restored when the foot valve is opened

Standard nipples



DISCHARGE FOOT VALVE

Type	Máx. Pressure	Flow l/m.	Dimensions mm.			Weight Kg.
			L	A	H	
1000D	1000 bar	130				
1400D	1400 bar	95	450	230	210	13,5
2800D	2800 bar	50				