


3150L Series 3 plungers 150 HP

- Input shaft to left (l) or right viewable from the head.
- Auxiliary P.T.O. shaft on opposite side.
- Internal gear box with reduction 2,963 in 3150 body type. Reduction 3,652 in 3150R type.
- Internal oil pressure lubrication. Carter 3150 E / 3150R E.
- Stroke: 3 3/4"
- Ceramic plungers.
- Very high pressure head L type, inline valves, optimal pressure resistant.
- Internal parts in contact with the liquid made of resistant corrosion materials.
- Accessories, pressure regulator valve, safety valve, manometer, outlet nipples.



ROSTOR 3150L LAD3N

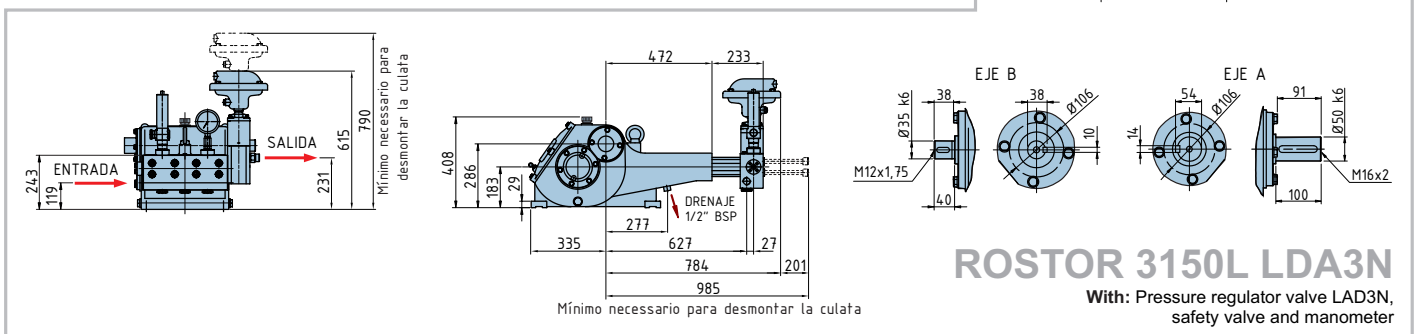
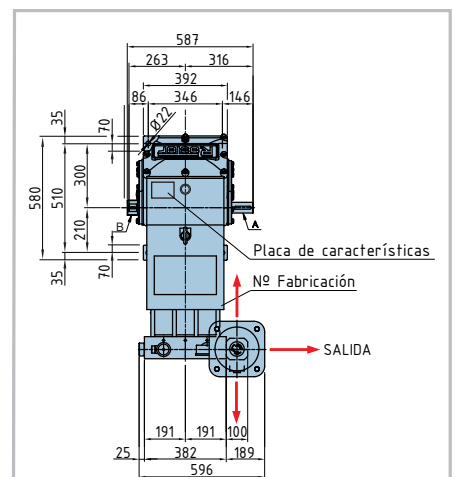
Technical data

Plunger (mm)	Shaft (r.p.m.)	Reduction	Crank shaft (r.p.m.)	Q US (gpm)	Motor power (HP)				
					75	100	125	150	
					Working pressure (bar)				
HEAD L	16	1500	2,963	506	7,4	14790	18130*	-	-
		1800	3,652	493	6,9	15230	18130*	-	-
		1500	3,652	411	5,8	18130*	-	-	-
	18	1500	2,963	506	9,2	11680	15590	18130*	-
		1800	3,652	493	9,0	12040	15950	18130*	-
		1500	3,652	411	7,4	14430	18130*	-	-
	20	1500	2,963	506	11,4	9430	12620	15810	18130*
		1800	3,652	493	10,8	9860	13200	16540	18130*
		1500	3,652	411	9,2	11600	15520	18130*	-
	22	1500	2,963	506	13,7	7830	10440	13050	14500*
		1800	3,652	493	13,2	7980	10880	13630	14500*
		1500	3,652	411	11,1	9640	12910	14500*	-
24	1500	2,963	506	16,4	6530	8770	10880	13050*	
	1800	3,652	493	15,9	6740	8990	11310	13050*	
	1500	3,652	411	13,2	8050	10880	13050*	-	
26	1500	2,963	506	19,3	5580	7470	9280	10880*	
	1800	3,652	493	18,8	5730	7690	9570	10880*	
	1500	3,652	411	15,6	6890	9210	10880*	-	
30	1500	2,963	506	25,6	4200	5660	6960	8270*	
	1800	3,652	493	24,8	4350	5800	7250	8270*	
	1500	3,652	411	20,6	5150	6890	8270*	-	

* To obtain this pressure is needed less power than indicated.

Crankshaft speed to 413 r.p.m. or inferior for intensive use, the rest intermittent use.

Weight: 335 Kg



ROSTOR 3150L LDA3N

With: Pressure regulator valve LAD3N, safety valve and manometer



HIGH PRESSURE PUMPS

3150L Series 3 plungers 150 HP (110 Kw)



3150L - 150 HP
1.250 bar - 42 l/min



3150E L26 - 150 HP
750 bar - 73 l/min